


St Andrew's Psalter Lane Church Junior Church Activity Sheet
28th March 2021 Palm Sunday



Here is something to pass the time at home as we can't meet in church at the moment – a story and some activities.

Jesus enters Jerusalem



Hosanna! Blessed is He who comes in the name of the Lord

On Palm Sunday we remember how Jesus came riding into Jerusalem on a donkey.

If a king, or the Roman Governor came to Jerusalem they would ride in on a white horse with soldiers marching with them and everyone would be made to stand at the sides of the road and cheer respectfully.

Jesus wanted to show his followers that the Kingdom of Heaven, which he had often spoken of, was a different sort of kingdom. It didn't depend on military power and fear to make people do things; it was a kingdom of love.

So he arranged to borrow a donkey, and sent a couple of his disciples to collect it. And he rode into Jerusalem on this humble animal.

His friends and followers tore branches off the palm trees at the sides of the road and waved them and shouted 'Hosanna to the Son of David! Blessed is he who comes in the name of the Lord!' Hosanna means 'Save us!'

They spread their cloaks down on the road, the way they might do for a king, and other people started to join in, shouting and singing with delight that Jesus was come to be with them.

That day, it seemed as if everything was going to be glorious!

Things to do

If we were in church we would all have palm crosses. These are crosses woven out of palm leaves, and many of them still come from the Holy Land, from Israel and are made by people there for us to have on Palm Sunday.

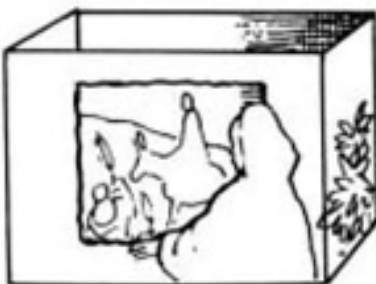
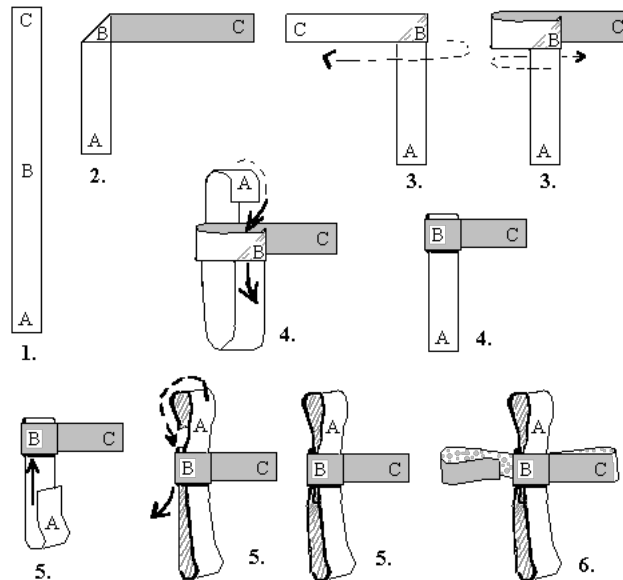


You may like to try to weave your own cross. You can use a long strip of paper, or raffia, or, if you have some, the sort of paper string that you can get to wrap parcels with.

Here is a diagram that will show you how that comes from www.origami-resource-center.com

Palm Weaving: Cross (style no.1)

Basic instructions as told to Anita Visoky by Mike Melfi in April 2000. Mike learned to weave crosses at St.Rocco School in Cleveland, OH in the late 1920's or early 1930's.
Additional illustrations by Cindy Salvarola (Feb 2002).



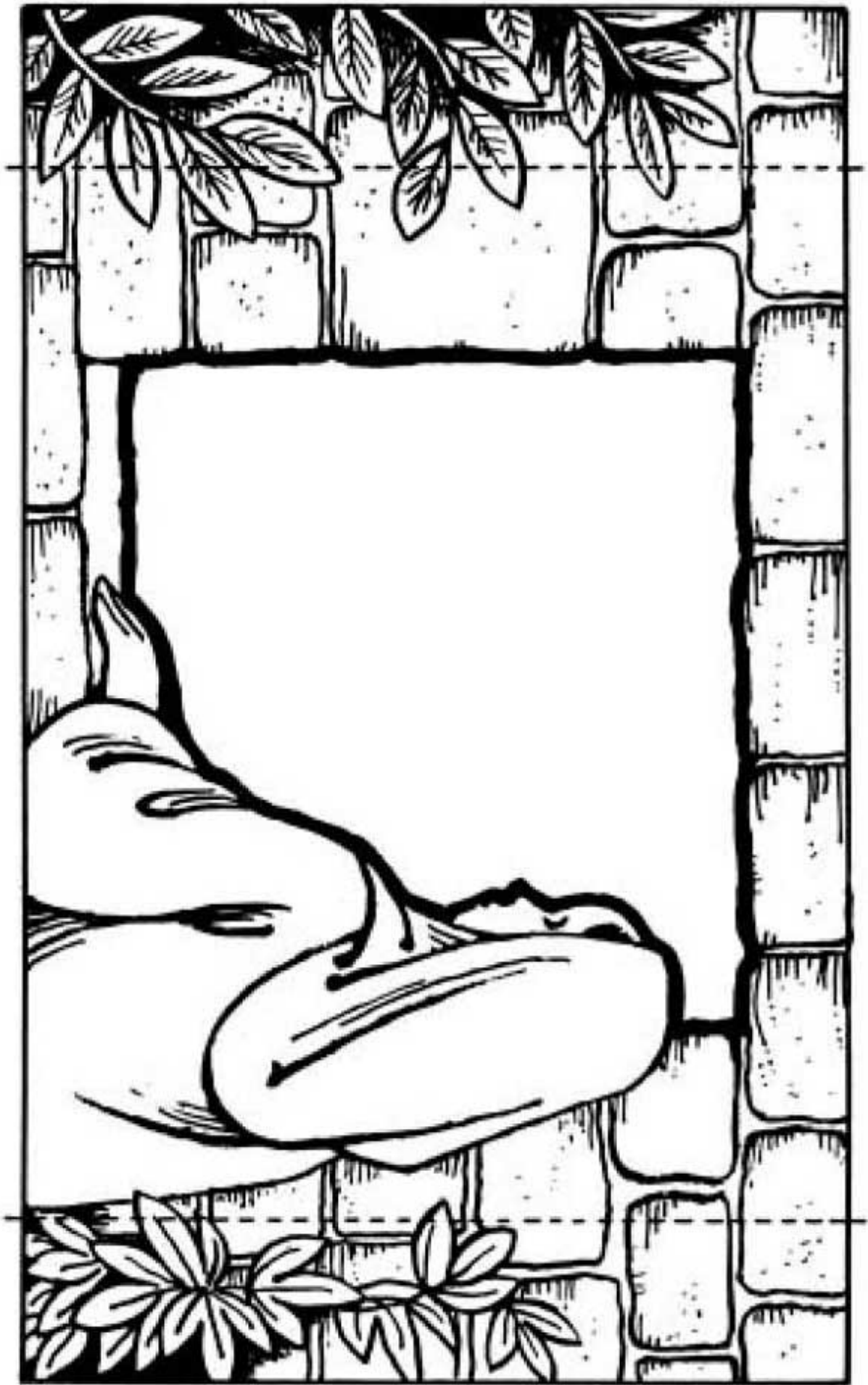
On the next two pages, which you will need to print single sided on heavy paper or card there are the parts of a peep-show box that you can make.

The first page has the scene of the procession which goes at the back of the box and the second page has the front of the box which you need to cut out so that you can peep through.

The pictures come from a Dutch Church:

www.gkvapeldoornzuid.nl





WORD SEARCH

S	I	E	S	A	N	N	A	S	O	H	E
K	Y	E	E	S	I	N	G	E	R	E	C
N	S	C	H	J	S	E	J	L	I	E	N
E	U	O	C	U	E	I	E	P	D	U	A
U	U	A	N	S	P	S	R	I	E	I	R
T	O	D	A	I	D	A	U	C	L	A	T
E	A	P	R	O	C	E	S	S	I	O	N
Y	A	A	B	S	O	T	A	I	G	H	E
O	E	R	E	H	J	A	L	D	H	G	M
P	P	A	D	O	N	K	E	Y	T	L	A
A	N	H	S	T	N	E	M	R	A	G	S
S	H	S	P	Y	N	D	H	P	P	G	P

- BRANCHES
- DELIGHT
- DISCIPLES
- DONKEY
- ENTRANCE
- GARMENTS
- HOSANNA
- JERUSALEM
- JESUS
- PALM
- PROCESSION
- RIDE
- SHOUT
- SING
- SUNDAY